



Investor Presentation

Advanced Info Service Plc.

May 2017

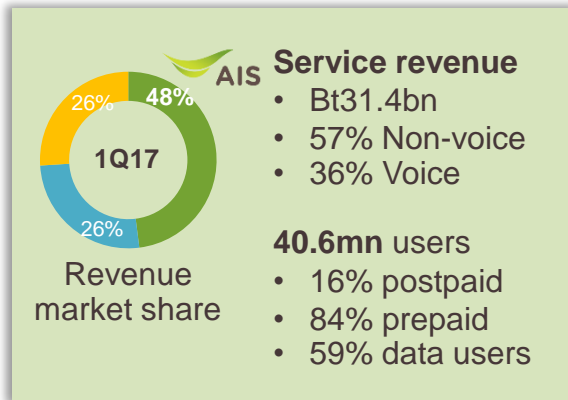
MEMBER OF
**Dow Jones
Sustainability Indices**
In Collaboration with RobecoSAM 

Ticker: ADVANC (SET)
AVIFY (ADR)

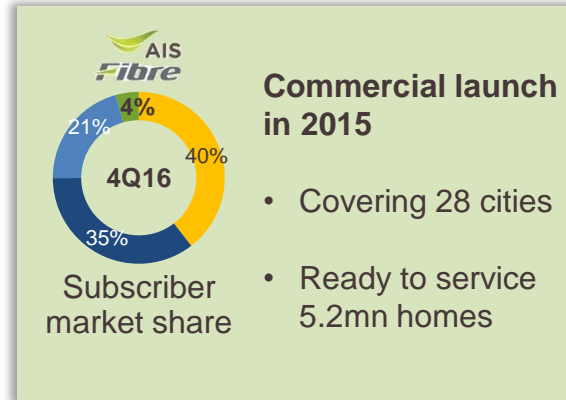
AIS: Digital Life Service Provider



Continue leading in
"Mobile"



Expand strongly into
"Fixed broadband"



Partner to offer differentiated
"Digital service"



Strength

- Nationwide 4G/3G/2G coverage with focus on network quality
- Strong customer service and distribution channel

Target

- Mark leadership in mobile data
- Maintain competitiveness and cost efficiency

Strength

- Leverage nationwide fibre to offer "FTTx" – fibre to premise
- Offer with "AIS PLAYBOX", a VDO platform
- Contributed 1.7% of revenue in 1Q17

Target

- To become significant player in three years

Strength

- Emphasize partnership & ecosystem
- Leverage the large sub base and telecom infrastructure

Target

- To pursue long-term growth with integrated services

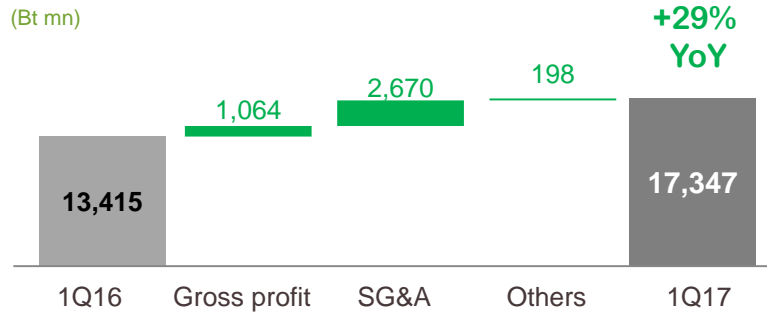
EBITDA margin: 44.6%
Net debt to EBITDA: 1.2x
Dividend: minimum 70%

Investment Highlights

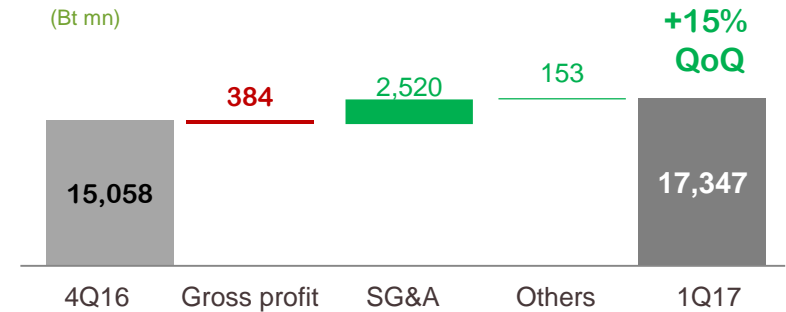
1Q17 Recap



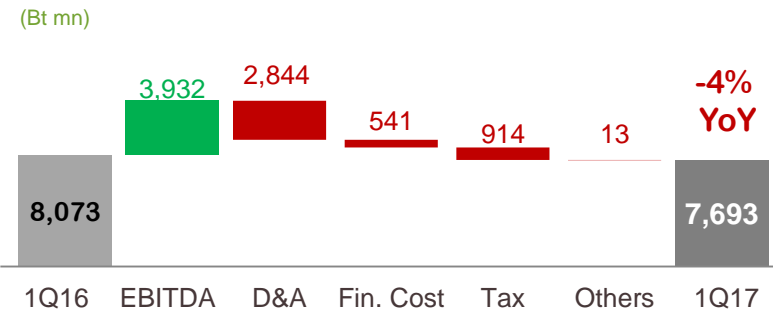
YoY EBITDA



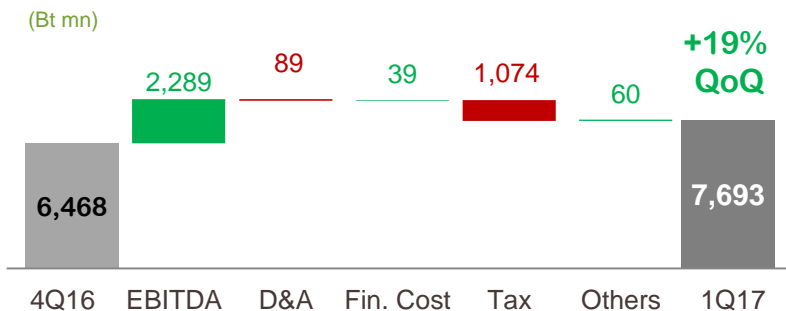
QoQ EBITDA



YoY NPAT



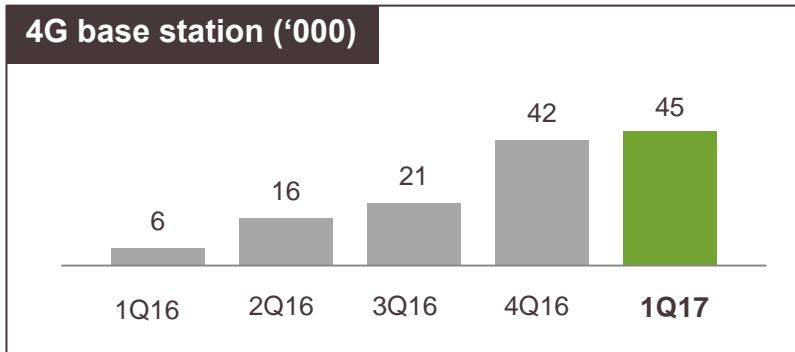
QoQ NPAT



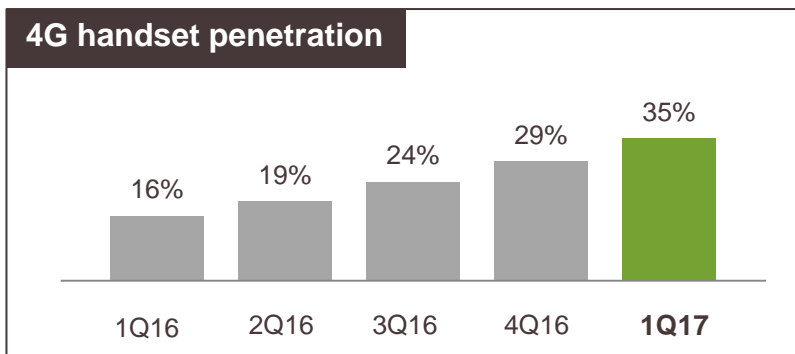
- Service revenue improved 4% YoY from 4G consumption and fixed broadband while regulatory fee continued to decline.
- Full impact of payments to TOT and D&A from 4G network investment and licenses pressured profitability.
- Lower handset subsidies and focus on quality subscribers.

- Service revenue declined 0.8%, offset by lower handset subsidies.
- Tax benefits from investment were Bt835mn in 4Q16 and Bt209mn in 1Q17.

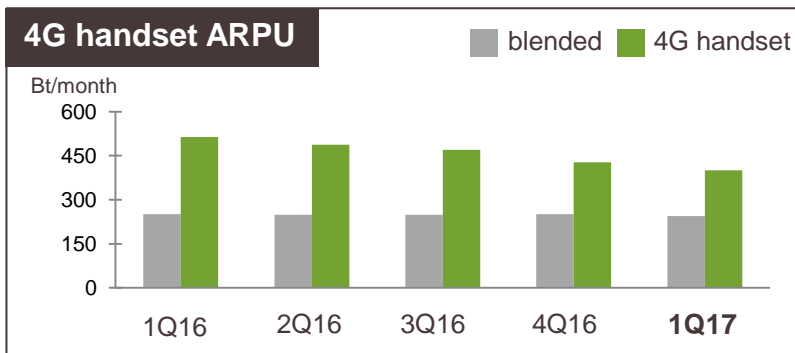
Mobile: lead in quality 4G network



- Nationwide coverage of 98%
- Deploy 2CA in all districts and 3CA in key cities
- Guaranteed by OOKLA as “Thailand’s fastest mobile network” for two consecutive years



- 4G adoption continued to rise supported by more affordable 4G handsets, price plans with large data allowance, and new contents.



- 4G users continue to be high quality despite diluted ARPU from adoption of mid-tier 4G handsets.

Mobile: focus on postpaid segment, capturing high-value customers



Focus on mid- to high ARPU subscription

- Offer high-end smartphones with discounts up to 40% e.g. AIS HOT DEAL with committed monthly package of Bt499+
- Target mid-end users by offering discounts up to 70% e.g. SUPER COMBO and SUPER VALUE PACK with committed monthly package of Bt299+



**customers contracted for 12 months*

FBB: expand subscriber base and ARPU



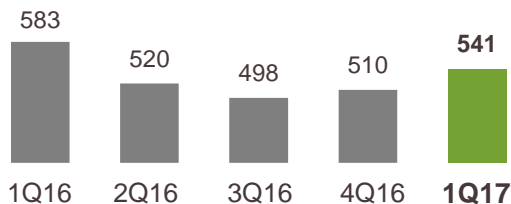
Net Lover HomeBROADBAND Package			Net and Entertainment Lover HomePLUS Package				
Broadband Internet Value Package			Broadband Internet with AIS PLAYBOX				
Max Speed Internet (download)	Standard Price (Baht/Month)	AIS Customer (Baht/Month)	Standard Price (Baht/Month)	AIS Customer (Baht/Month)	AIS Serenade (Baht/Month)	HQSQ	
30 Mbps	590	531	690	631	-	-	
50 Mbps	777	699	877	799	699	FREE ! 12 Months	
75 Mbps	888	799	988	899	-		
100 Mbps	999	899	1,099	999	899		

Get 10% Discount

Key highlight figures

- 1Q17, AIS Fibre had 374k, a net add of 72k, with coverage in 28 cities.
- Revenue contribution increased to 1.7% of service revenue ex. IC.
- ARPU improved to Bt541.

ARPU trend (Bt/month)



Current offerings

- Segmented offerings in two types of package:
 - 1) pure broadband connection
 - 2) broadband connection with video contents via AIS PLAYBOX
- Gain market share with competitive fibre pricing while encouraging customers to upgrade to higher-speed package
- Continue to leverage/supplement mobile subscriber base with special discounts to enhance brand loyalty

Digital service: create differentiation on AIS PLAY & PLAYBOX with new contents



- Registered 1.5mn active users on AIS PLAY and 300k on AIS PLAYBOX
- Contents from HBO, FOX, NBA, Cinemax, Warner, Viu, etc. were added to respond to higher demand for HD video streaming and enhance customers' stickiness.

Mobile



Fulfill Your Lifestyle With **The Premium Entertainment!** via AIS PLAY 

Lot Of Movies, Series, Fashion, Worldwide News Update And Sports.



14 Premium TV Channels & Free 100 Live TV Channels

PREMIER FULL HD **299** Baht/Month
(From 399 Baht)

APPLY NOW

PREMIER FULL HD **399** + Net **4 GB**
Baht/Month
(From 399 Baht)

APPLY NOW

Fixed broadband



GOLD FULL HD 299 Baht/Month
Contract term valid throughout 12 bill cycles.












PLATINUM FULL HD 599 Baht/Month* (Regular 800)
Register today - 30 June 17
Contract term valid throughout 12 bill cycles.



Digital service: expand into Enterprise Cloud with global partners



 <p>Managed Service</p>	<ul style="list-style-type: none">• IT services• Service & Monitoring• IT consulting
 <p>SaaS</p>	<ul style="list-style-type: none">• Cloud storage• Security• Productivity   
 <p>IaaS</p>	<ul style="list-style-type: none">• Enterprise cloud• Integrated backup service  
 <p>Data Center</p>	<p>AIS-Owned World Class Data Center Carrier Graded Tier 4 with ISO 27001 Certification at 2 Locations</p>
 <p>Network</p>	<p>AIS Enterprise Data Network</p>



Microsoft



AIS

Strategic Partnership to bring
Global Cloud to Local

Collaborations in

- Network Partnership
- Cloud Solution Provider
- Integrated Billing

FY17 Guidance



2017

Service revenue (ex IC)	+4-5% YoY	<ul style="list-style-type: none">• Improved network quality and increased smartphone adoption
Handset sales	Increase with near-zero margin	<ul style="list-style-type: none">• Support by higher smartphone adoption• Continue migration of 2G users through targeted handset subsidies
EBITDA margin	42-44%	<ul style="list-style-type: none">• Improved revenue and cost management offset by full-year payments for TOT partnership
CAPEX	Bt40-45bn	<ul style="list-style-type: none">• Strengthen 4G capacity with 2CA and 3CA expansion• Selective expansion for fixed-broadband business
Dividend policy	Minimum 70% payout ratio	<ul style="list-style-type: none">• Preserve financial health and flexibility for future growth

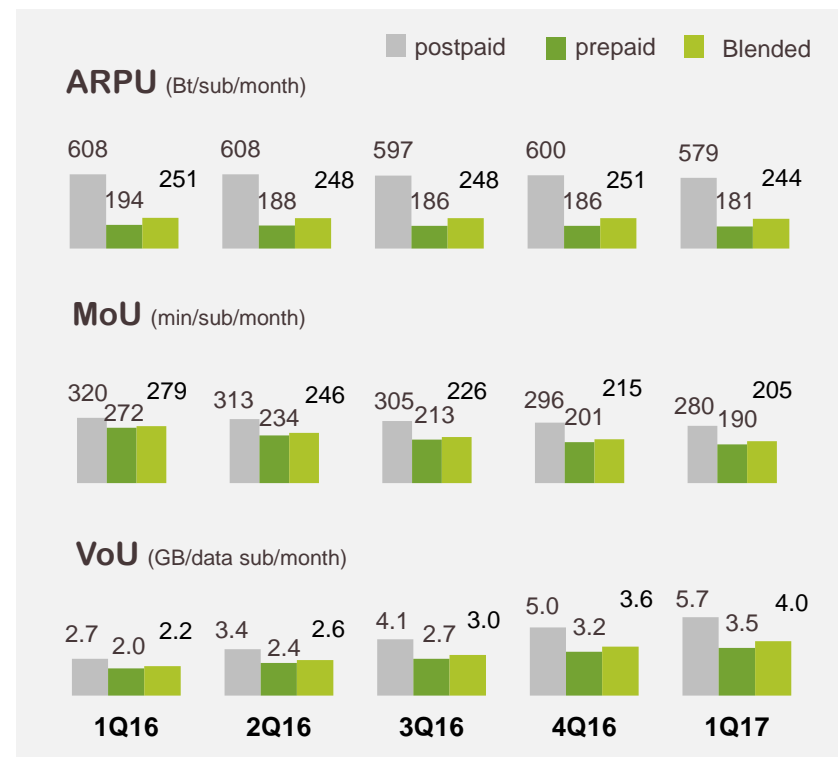
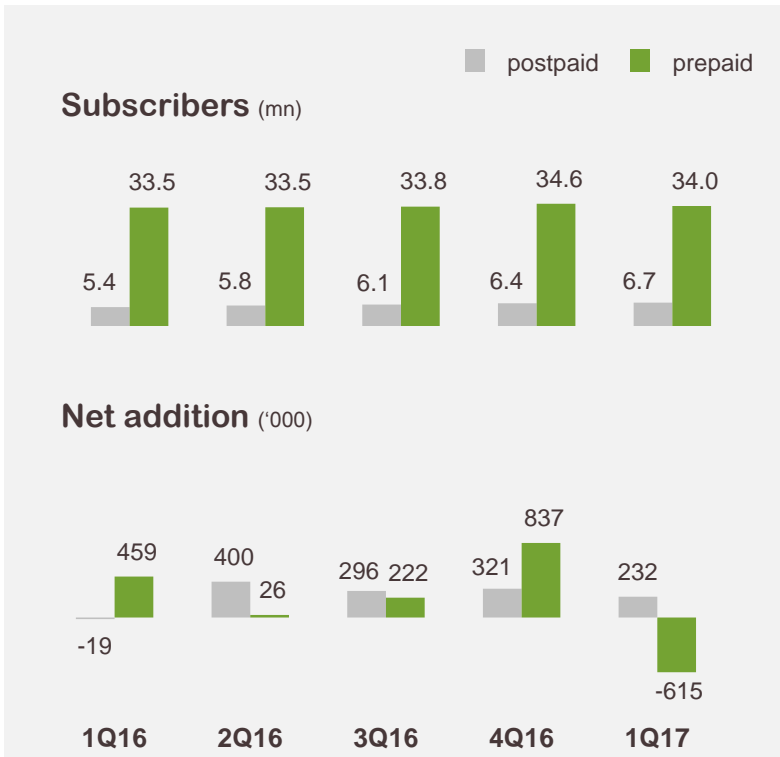
APPENDIX

Financial Highlights



Bt mn	1Q16	4Q16	1Q17	%YoY	%QoQ	FY17 Guidance
Service revenue ex. IC	30,148	31,617	31,364	▲4.0%	▼0.8%	+4-5%
Sales revenue	5,663	8,315	6,407	▲13%	▼23%	increase
Total revenue	37,252	41,319	38,858	▲4.3%	▼6.0%	
Cost of service ex. IC	(12,693)	(15,155)	(15,203)	▲20%	▲0.3%	
SG&A	(8,095)	(7,961)	(5,439)	▼33%	▼32%	
EBITDA	13,415	15,058	17,347	▲29%	▲15%	
EBIT	9,438	8,340	10,540	▲12%	▲26%	
NPAT	8,073	6,468	7,693	▼4.7%	▲19%	
Sales margin	-0.3%	-3.3%	-6.7%	▼640bps	▼340bps	near zero margin
EBITDA margin	36.0%	36.4%	44.6%	▲860bps	▲820bps	42-44%
EBIT margin	25.3%	20.2%	27.1%	▲690bps	▲180bps	
NPAT margin	21.7%	15.7%	19.8%	▼900bps	▲410bps	
Capex	(12,102)	(10,523)	(11,509)	▼4.9%	▲9.4%	Bt40-45bn

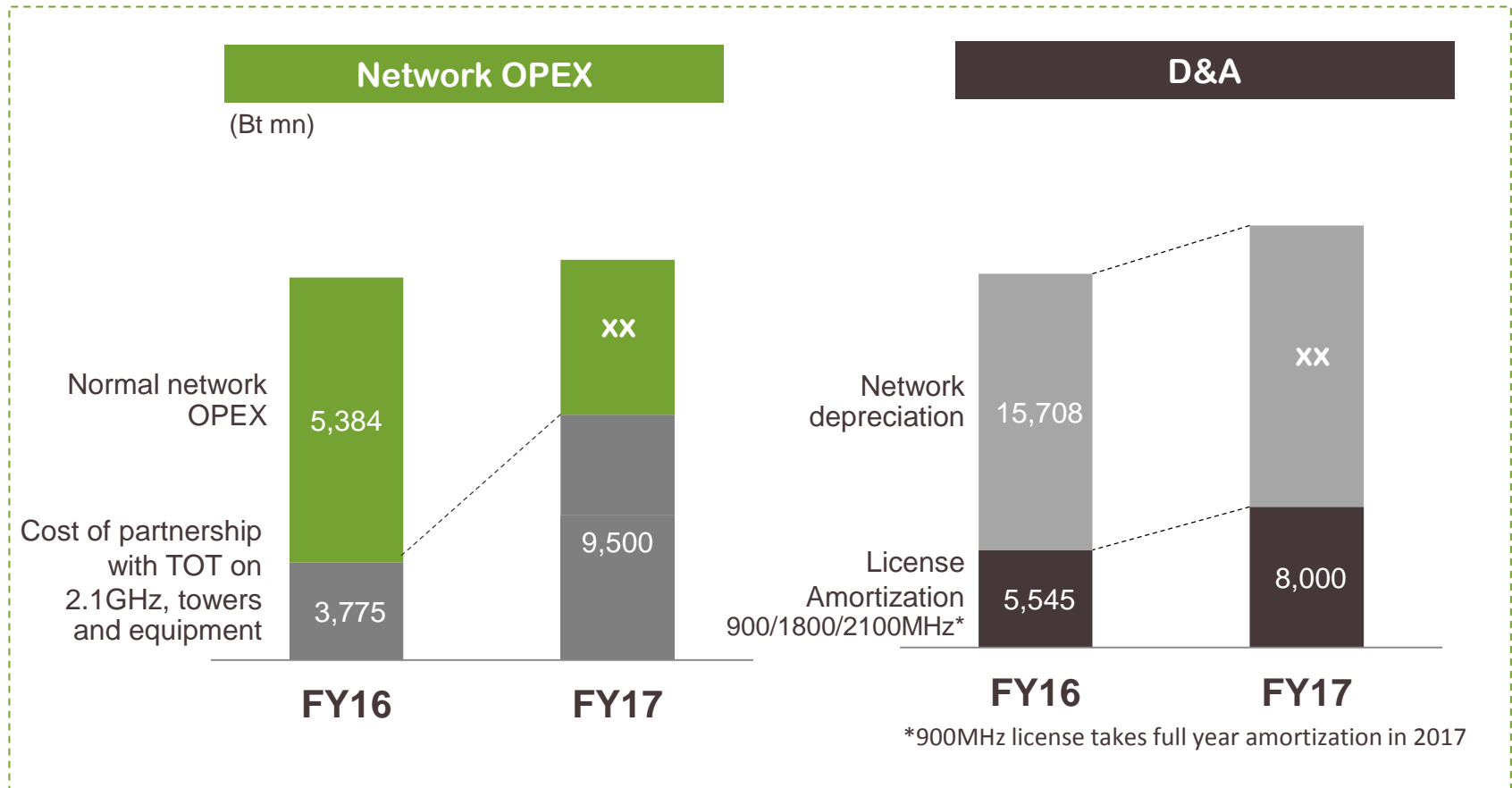
Mobile: focused on acquiring quality subscribers



- **AIS recorded 40.6mn subscribers**, total net add of -383k (prepaid -615k and postpaid +232k).
- Prepaid subsidy was more targeted while prepaid-to-postpaid trend continued, resulting in negative prepaid net add.

- **Blended ARPU** slightly declined from Bt251 to Bt244.
- **Blended MoU** declined as data cannibalization continues.
- **Blended VoU** rose to 4GB/ data sub/ month driven by 4G and the trend of HD videos streaming.

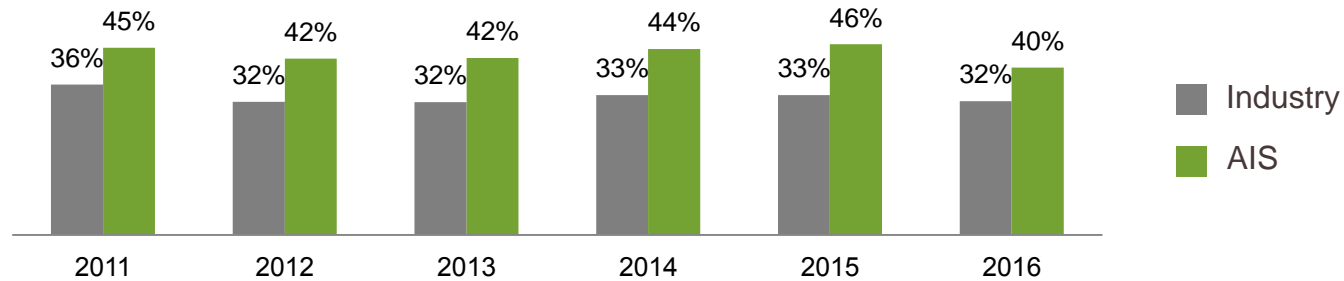
Breakdown of OPEX and D&A in FY17



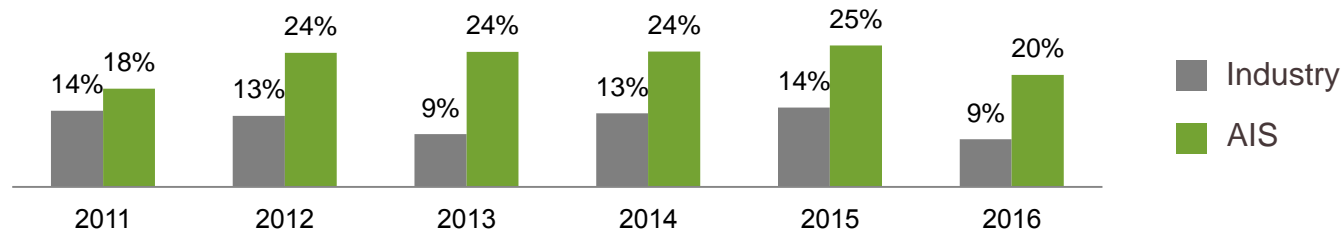
Historical profitability and CAPEX trend



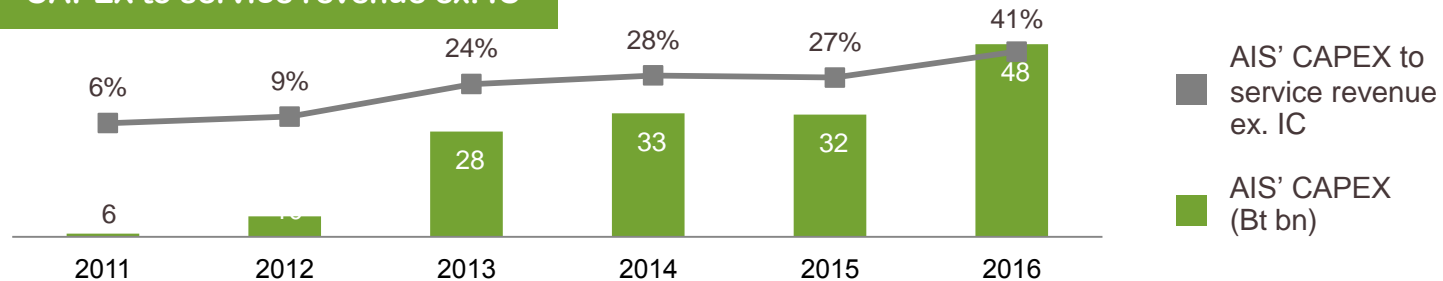
EBITDA margin



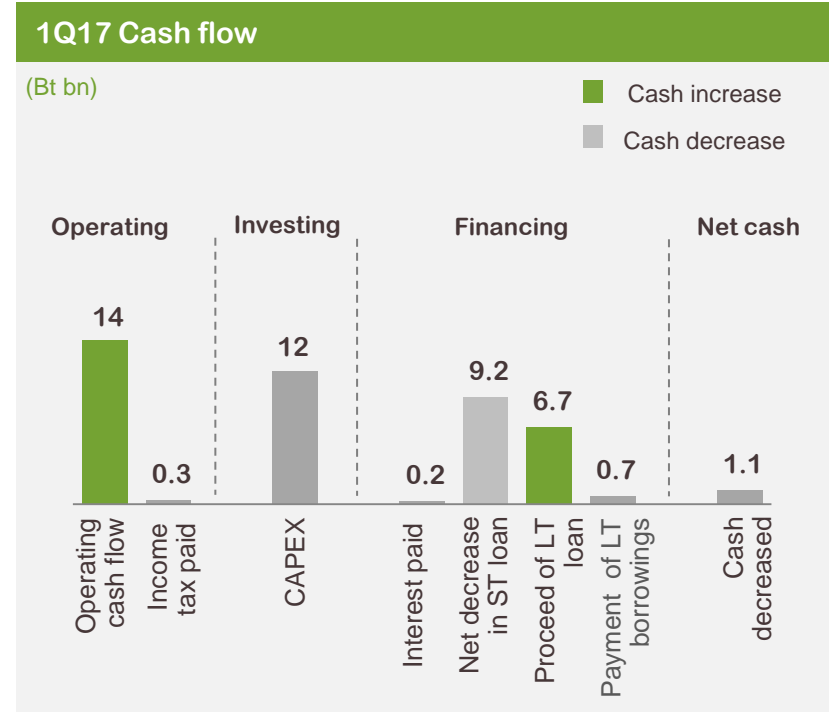

NPAT margin



CAPEX to service revenue ex. IC



Maintained strong financial position for future growth



Net debt to EBITDA = 1.2x

Interest bearing debt to Equity = 2.5x

Current ratio = 0.43x

Return on Equity = 75%

Operating cash flow remained strong to support network investment

Average finance costs = 3.1% p.a.

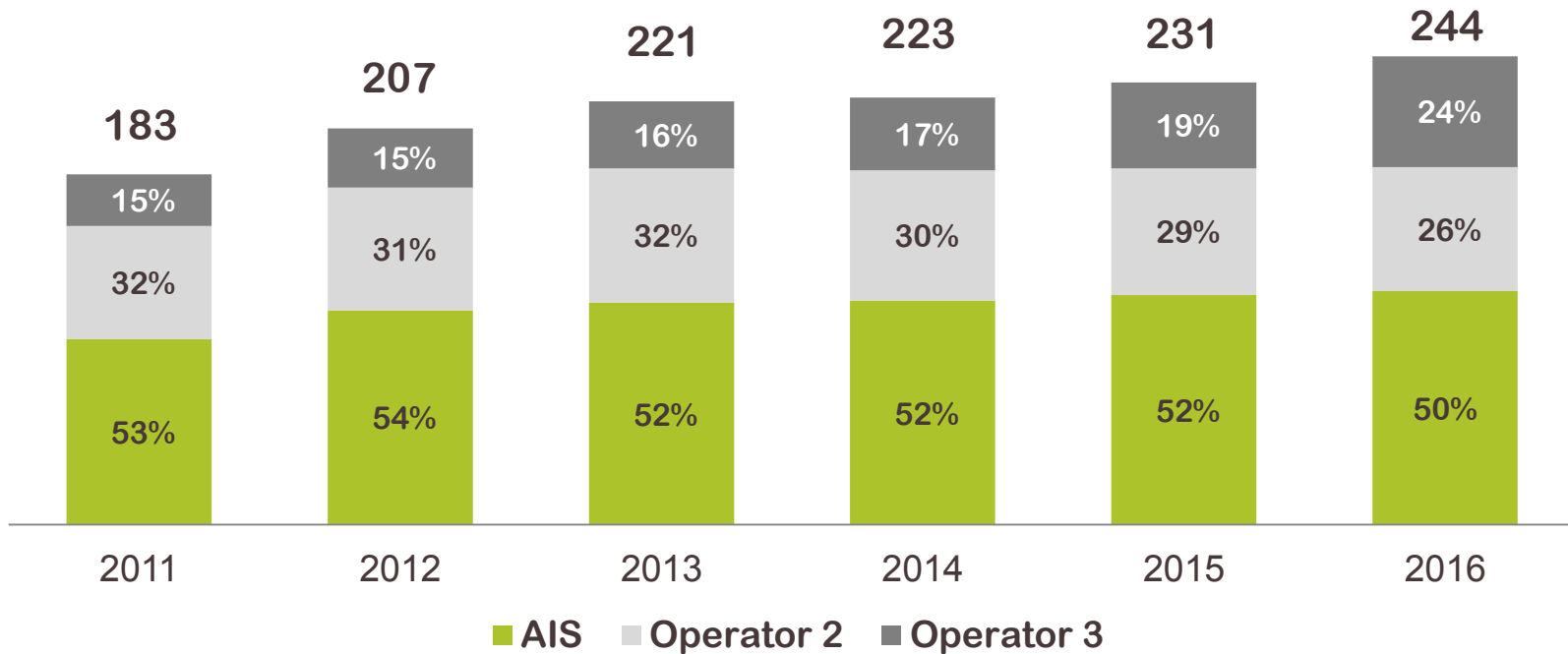
- Maintaining investment grade credit ratings
 - Fitch: national rating AA+ (THA), outlook stable
 - S&P: BBB+, outlook negative

Mobile market share by revenue



Service revenue (Bt bn)

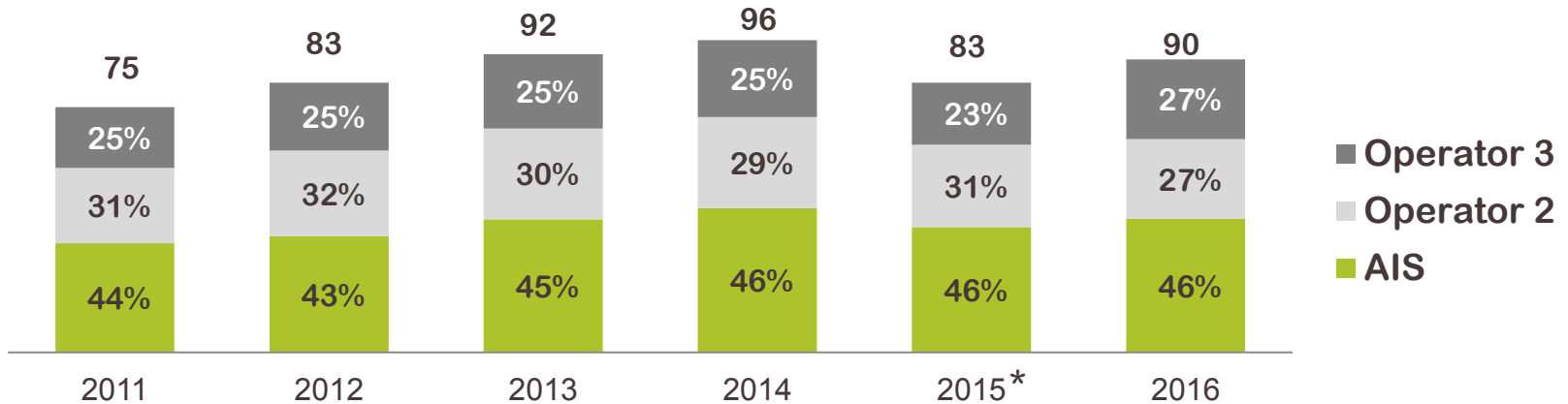
+6% YoY
(against GDP of + 3.2%)



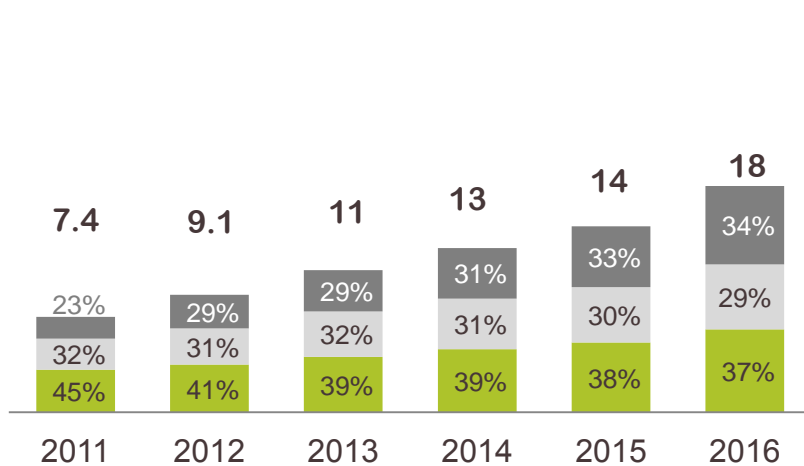
Mobile market share by subscribers



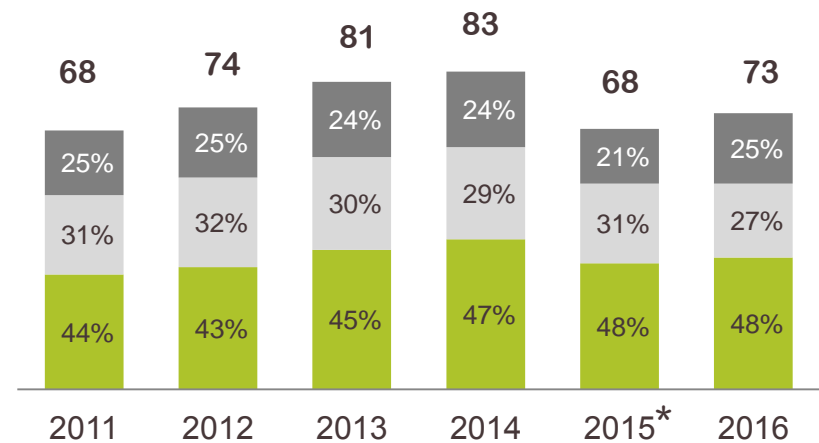
Total subscriber (mn)



Postpaid subscriber (mn)



Prepaid subscriber (mn)



* In 2015, sub base of the industry was affected by the adjustment of prepaid sub reporting to reflect only active ones. The decrease in sub base also caused by NBTC's announcement requiring prepaid sub to register their SIMs. The SIMs that failed to register by the deadline were terminated.

Price plan: Gearing toward limited data to better monetize



Postpaid (limited data)

Monthly fee (baht)	Total GB	4G/3G	4G	Voice call (min)
299	1.5GB	1.5GB	-	100
399	5GB	4GB	1GB	150
488	10GB	8GB	2GB	200
588	15GB	12GB	3GB	250
688	20GB	16GB	4GB	300
888	30GB	24GB	6GB	400
1,288	50GB	40GB	10GB	600
1,888	75GB	60GB	15GB	1500

Updated May 2017

- Leading the market in limited pricing to suit customer behavior and encourage more data usage to uplift ARPU.
- Best-selling package is Bt488 with 10GB of data.

Popular prepaid top-ups (limited data)

Mao Mao Max Speed		
Top up (baht)	Data	Duration
9	100MB	24 hr
15	200MB	24hr
19	500MB	24 hr
39	1.5GB	24hr
49	3GB	24 hr

Updated May 2017

- After buying a SIM, prepaid customers will do a per-day, per-week top-up at their convenience.

Distribution Channel: expanding touch points to more than 400k



AIS Branded Shop

100+ shops



Exclusive branded shop by partner (Telewiz)

450+ shops



AIS Buddy

1,000+ shops



Electronic Distribution Channels

400,000+ points



(refill-on-mobile agent)



Auto top-up KIOSK

Modern Trade Outlets

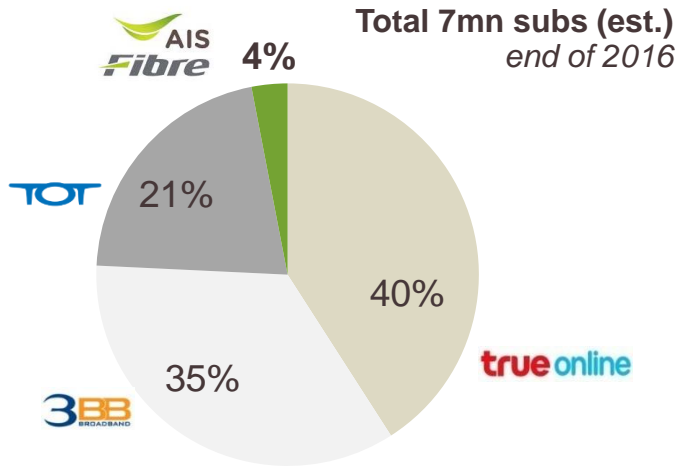
10,000+ shops



Fixed broadband market



Subscriber market share



Net Lover

HomeBROADBAND Package

Max Speed Internet (download)	Broadband Internet Value Package	
	Standard Price (Baht/Month)	AIS Customer (Baht/Month)
30 Mbps	590	531
50 Mbps	777	699
75 Mbps	888	799
100 Mbps	999	899

Get 10% Discount



Tech	DL/UL speed	Price/mth (Bt)	Added service
FTTx	30/5	599	-
FTTx	50/20	799	TV + mobile + home phone
FTTx	100/30	1,099	
FTTx	200/50	1,399	



Tech	DL/UL speed	Price/mth (Bt)	Added service
VDSL	30/10	590	-
FTTx	50/10	590	
VDSL	50/20	700	
FTTx	100/30	900	
FTTx	200/50	1,200	



Tech	DL/UL speed	Price/mth (Bt)	Added service
FTTx	50/20	750	IPTV
FTTx	100/20	850	
FTTx	150/30	1,050	
FTTx	200/80	1,250	



Updated May 2017



Disclaimers

Some statements made in this material are forward-looking statements with the relevant assumptions, which are subject to various risks and uncertainties. These include statements with respect to our corporate plans, strategies and beliefs and other statements that are not historical facts. These statements can be identified by the use of forward-looking terminology such as “may”, “will”, “expect”, “anticipate”, “intend”, “estimate”, “continue” “plan” or other similar words.

The statements are based on our management’s assumptions and beliefs in light of the information currently available to us. These assumptions involve risks and uncertainties which may cause the actual results, performance or achievements to be materially different from any future results, performance or achievements expressed or implied by such forward-looking statements. Please note that the company and executives/staff do not control and cannot guarantee the relevance, timeliness, or accuracy of these statements.

AIS INVESTOR RELATIONS

<http://investor.ais.co.th>

investor@ais.co.th

TEL. +662 0295117